

Sheet: output_stage1
 >InputA
 >InputB
 File: pda_output_stage.sch

Sheet: output_stage2
 >InputA
 >InputB
 File: pda_output_stage.sch

Sheet: output_stage3
 >InputA
 >InputB
 File: pda_output_stage.sch

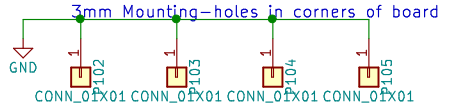
Sheet: output_stage4
 >InputA
 >InputB
 File: pda_output_stage.sch

8x OUTPUT

230VAC to 5VDC "brick" SMSP supply
 for 3V3 low noise linear regulator
 Sheet: PDA_PSU
 VoutC
 File: PDA_PSU_2017.04.sch

divcode 5, Ndiv = 32768
 $t_{out} = N_{div} * (R_{set} / 50k) * 1\mu s$
 $R_{set}=300k$ gives ca 200 ms (?)

Copyright Anders E. E. Wallin 2017.
 This documentation describes Open Hardware and is licensed under the CERN OHL v. 1.2.
 You may redistribute and modify this documentation under the terms of the CERN OHL v.1.2. (<http://ohwr.org/cernohl>). This documentation is distributed WITHOUT ANY EXPRESS OR IMPLIED WARRANTY, INCLUDING OF MERCHANTABILITY, SATISFACTORY QUALITY AND FITNESS FOR A PARTICULAR PURPOSE. Please see the CERN OHL v.1.2 for applicable conditions



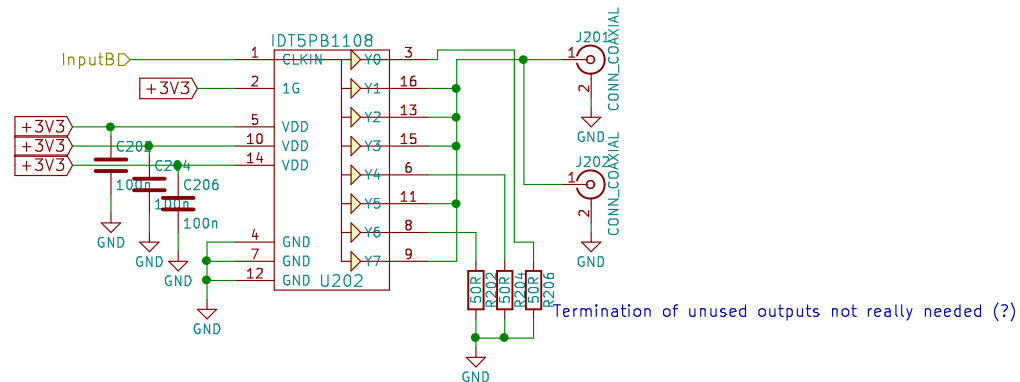
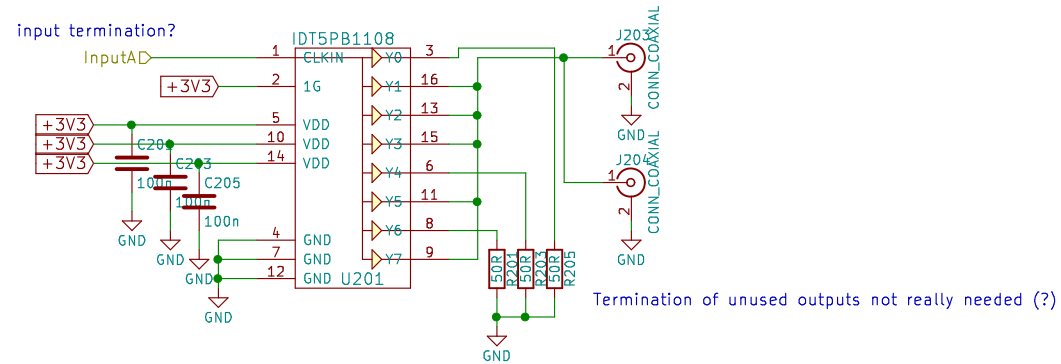
Anders Wallin (anders.e.e.wallin "at" gmail.com)

Sheet: /
 File: PDA_2017.04.sch

Title: Anders' Pulse Distribution Amplifier, 2017.04

Size: A4	Date: 2017-01-27	Rev: 2017.04
KiCad E.D.A. kicad 4.0.7-e2-637658ubuntu16.04.1		Id: 1/6

To Do: a trimmer-cap of 10 pF on pin1-GND allows tuning output-skew between channels



Copyright Anders E. E. Wallin 2017.

This documentation describes Open Hardware and is licensed under the CERN OHL v. 1.2.

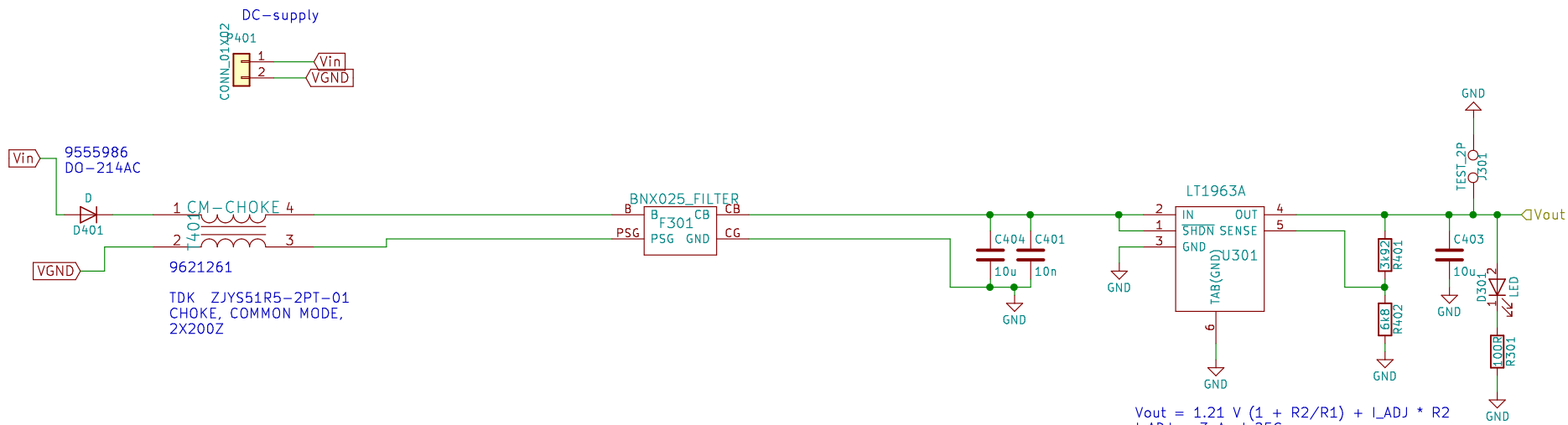
You may redistribute and modify this documentation under the terms of the CERN OHL v.1.2. (<http://ohwr.org/cernohl>). This documentation is distributed WITHOUT ANY EXPRESS OR IMPLIED WARRANTY, INCLUDING OF MERCHANTABILITY, SATISFACTORY QUALITY AND FITNESS FOR A PARTICULAR PURPOSE. Please see the CERN OHL v.1.2 for applicable conditions

output stage for PDA2017.04 pulse-distribution amplifier
anders.e.wallin "at" gmail.com

Sheet: /output_stage1/
 File: pda_output_stage.sch

Title: Anders' Pulse Distribution Amplifier, 2017.04

Size: A4	Date:	Rev: 2017.04
KiCad E.D.A. kicad 4.0.7-e2-637658ubuntu16.04.1		Id: 2/6



$$V_{out} = 1.21 \text{ V} (1 + R2/R1) + I_{ADJ} * R2$$

$$I_{ADJ} = 3\mu\text{A at } 25\text{C}$$

6k8
3k9
 $R2/R1 = 5\text{k} / 2\text{k9}$ gives 3.31V

FRONT PANEL PWR LED
1.85V 20mA → R = 73 Ohms

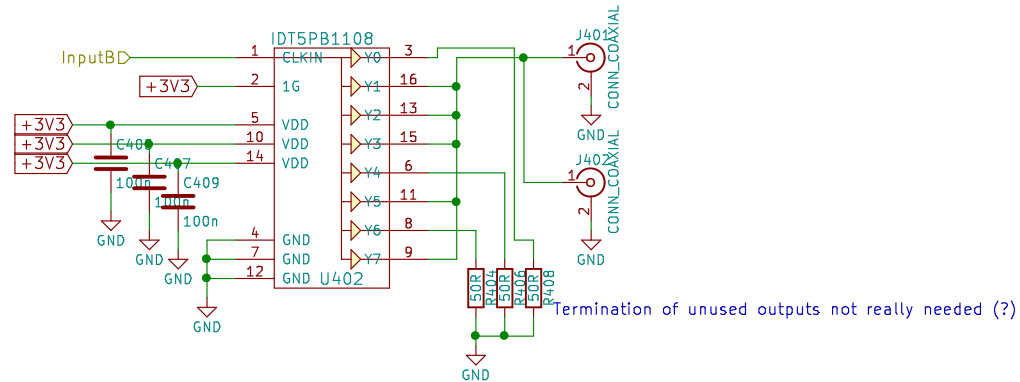
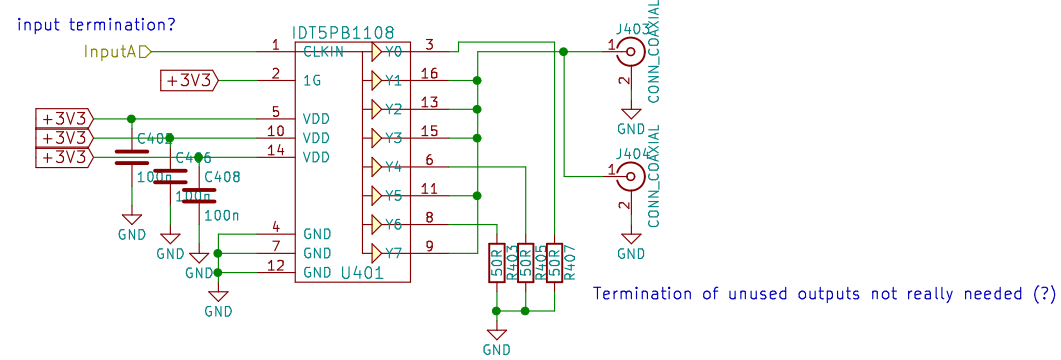
Copyright Anders E. E. Wallin 2017.

This documentation describes Open Hardware and is licensed under the CERN OHL v. 1.2.

You may redistribute and modify this documentation under the terms of the CERN OHL v.1.2. (<http://ohwr.org/cernohl>). This documentation is distributed WITHOUT ANY EXPRESS OR IMPLIED WARRANTY, INCLUDING OF MERCHANTABILITY, SATISFACTORY QUALITY AND FITNESS FOR A PARTICULAR PURPOSE. Please see the CERN OHL v.1.2 for applicable conditions

DC input, filtering, voltage regulator		
Anders Wallin (anders.e.e.wallin "at" gmail.com)		
Sheet: /PDA_PSU/		
File: PDA_PSU_2017.04.sch		
Title: Anders' Pulse Distribution Amplifier 2017.04		
Size: A4	Date: 2017-01-27	Rev: 2017.01
KiCad E.D.A. kicad 4.0.7-e2-637658ubuntu16.04.1		Id: 3/6

To Do: a trimmer-cap of 10 pF on pin1-GND allows tuning output-skew between channels



Copyright Anders E. E. Wallin 2017.

This documentation describes Open Hardware and is licensed under the CERN OHL v. 1.2.

You may redistribute and modify this documentation under the terms of the CERN OHL v.1.2. (<http://ohwr.org/cernohl>). This documentation is distributed WITHOUT ANY EXPRESS OR IMPLIED WARRANTY, INCLUDING OF MERCHANTABILITY, SATISFACTORY QUALITY AND FITNESS FOR A PARTICULAR PURPOSE. Please see the CERN OHL v.1.2 for applicable conditions

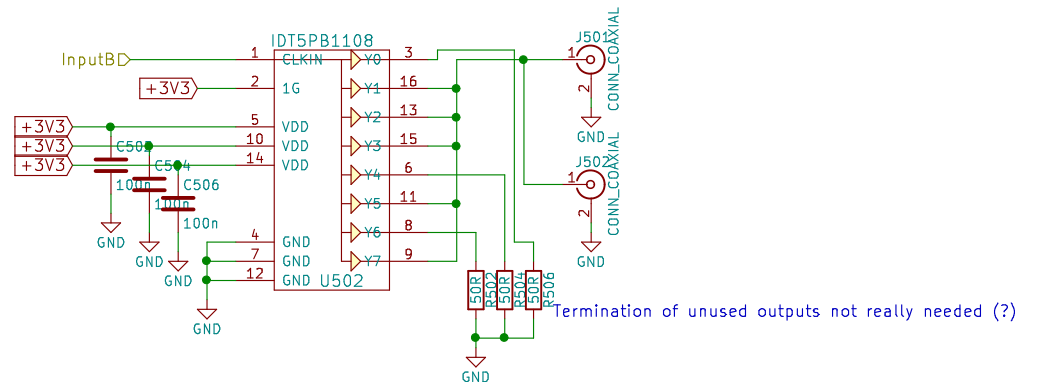
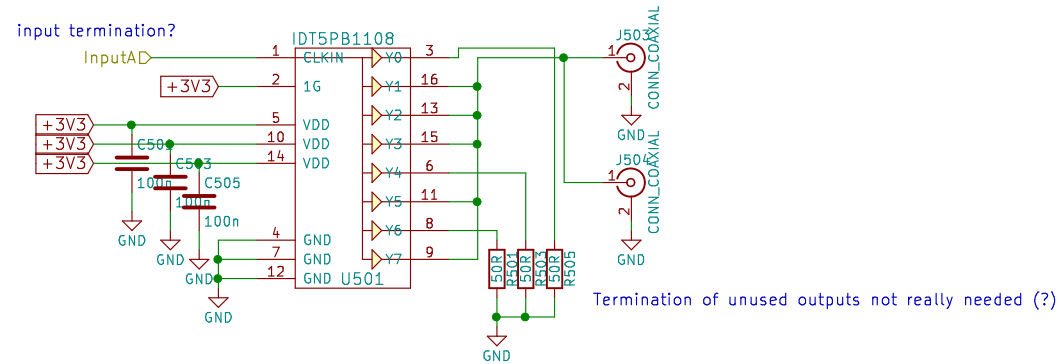
output stage for PDA2017.04 pulse-distribution amplifier
anders.e.wallin "at" gmail.com

Sheet: /output_stage2/
 File: pda_output_stage.sch

Title: Anders' Pulse Distribution Amplifier, 2017.04

Size: A4	Date:	Rev: 2017.04
KiCad E.D.A. kicad 4.0.7-e2-637658ubuntu16.04.1		Id: 4/6

To Do: a trimmer-cap of 10 pF on pin1-GND allows tuning output-skew between channels



Copyright Anders E. E. Wallin 2017.

This documentation describes Open Hardware and is licensed under the CERN OHL v. 1.2.

You may redistribute and modify this documentation under the terms of the CERN OHL v.1.2. (<http://ohwr.org/cernohl>). This documentation is distributed WITHOUT ANY EXPRESS OR IMPLIED WARRANTY, INCLUDING OF MERCHANTABILITY, SATISFACTORY QUALITY AND FITNESS FOR A PARTICULAR PURPOSE. Please see the CERN OHL v.1.2 for applicable conditions

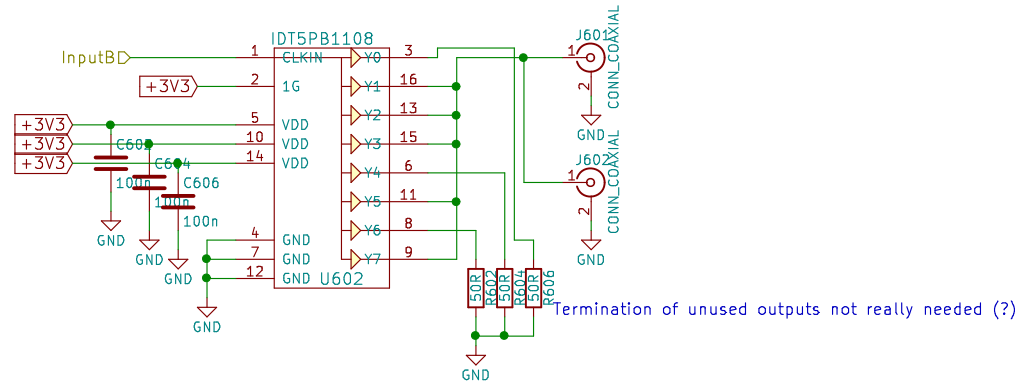
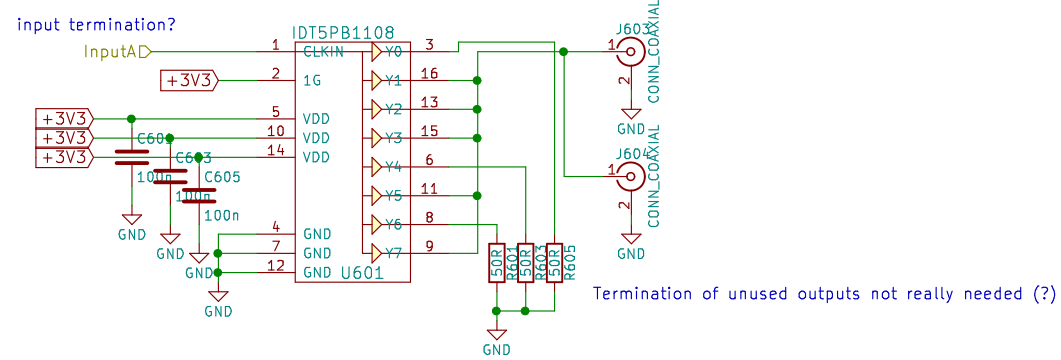
output stage for PDA2017.04 pulse-distribution amplifier
anders.e.wallin "at" gmail.com

Sheet: /output_stage3/
 File: pda_output_stage.sch

Title: Anders' Pulse Distribution Amplifier, 2017.04

Size: A4	Date:	Rev: 2017.04
KiCad E.D.A. kicad 4.0.7-e2-637658ubuntu16.04.1		Id: 5/6

To Do: a trimmer-cap of 10 pF on pin1-GND allows tuning output-skew between channels



Copyright Anders E. E. Wallin 2017.

This documentation describes Open Hardware and is licensed under the CERN OHL v. 1.2.

You may redistribute and modify this documentation under the terms of the CERN OHL v.1.2. (<http://ohwr.org/cernohl>). This documentation is distributed WITHOUT ANY EXPRESS OR IMPLIED WARRANTY, INCLUDING OF MERCHANTABILITY, SATISFACTORY QUALITY AND FITNESS FOR A PARTICULAR PURPOSE. Please see the CERN OHL v.1.2 for applicable conditions

output stage for PDA2017.04 pulse-distribution amplifier
anders.e.wallin "at" gmail.com

Sheet: /output_stage4/
 File: pda_output_stage.sch

Title: Anders' Pulse Distribution Amplifier, 2017.04

Size: A4	Date:	Rev: 2017.04
KiCad E.D.A. kicad 4.0.7-e2-637658ubuntu16.04.1	Id: 6/6	